

HOW TO GET STARTED

PLANTING ZONE

Start by confirming the proper planting zone for your garden.

[Find Your Planting Zone](#)

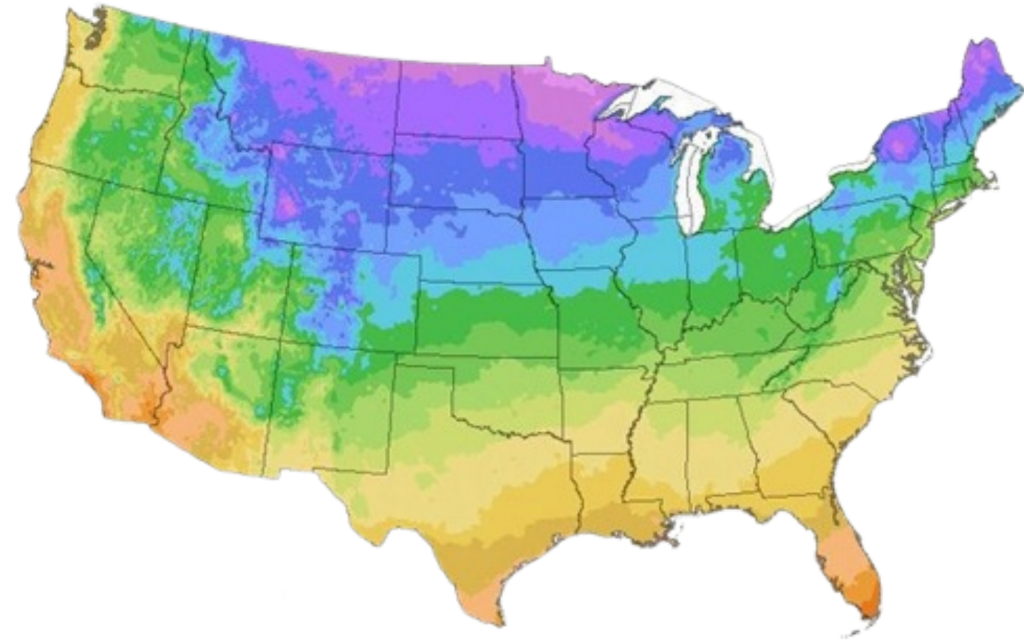
PLANTING CHART VS GARDEN GUIDES

The Kellogg Garden Zone Planting Charts will guide you in when to sow, plant, and harvest individual vegetables by hardiness zone. Along with your planting chart, we have included resource links to help you grow bountiful gardens.

The Kellogg Garden Organic Gardening Guides include detailed information and resources on how, why, and what to do in your gardens as well as advice on planting, growing, and harvesting individual plants throughout the year.

9a

9b



ORGANIC GARDENING GUIDES

[MONTHLY ORGANIC GARDEN GUIDE BY ZONE](#)

[CONTAINER GARDENING GUIDE](#)

[COMPANION PLANTING GUIDE](#)

[FALL AND WINTER GARDENING GUIDE](#)

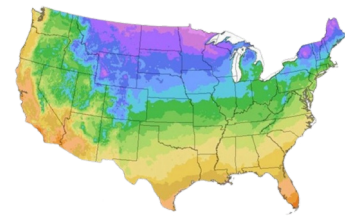
[GARDEN HARVESTING GUIDE](#)

[MONTHLY ORGANIC FLOWER GARDENING GUIDE](#)

Organic Gardening:



9a
9b



Zone 9 Planting Chart - Companion Flowers

			ZONE 9												Avg. First Frost		Nov. 30 - Dec. 30		Avg. Last Frost		Jan. 30 - Feb. 28			
Plant	Seeds	Plants	Sow Seeds					Plant				Harvest				Ideal Soil Temp	Seed Depth	Plant Spacing	Row Spacing	Sun Exposure	Days to Sprout	Days to Maturity	Mature Height	Plant Type
			JAN	FEB	MAR	APR	MAY	JUN	JUL	AUG	SEP	OCT	NOV	DEC										
Beans (Scarlet Runner Pole)	Direct Sow				Mar	Apr	May	Jun	Jul	Aug	Harvest	80 F	2-3"	4-6"	6"	6-12 hrs Full Sun	7-14 days	70-115	72-108"	Annual				
Borage	Direct Sow		Jan	Feb	Mar	Apr	May	Jun	Jul	Aug	Harvest	70 F	1/4-1/2"	12"	18-24"	Full Sun / Lt Shade	5-15 days	55 days	3'	Annual				
Calendula	Direct Sow	Transplant	Jan	Feb	Mar	Apr	May	Jun	Jul	Aug	Harvest	60+ F	1/4"	6"	6-12"	Full Sun / Lt Shade	10-15 days	45-60 days	18-24"	Annual				
Catnip	Direct Sow		Jan	Feb	Mar	Apr	May	Jun	Jul	Aug	Harvest	70-80 F	1/4"	2-3 seeds per inch	18-20"	8-12 hrs Full Sun	14-40 days	75 days	12-36"	Perennial				
Cleome	Direct Sow	Transplant	Jan	Feb	Mar	Apr	May	Jun	Jul	Aug	Harvest	68+ F	Surface	Scatter Thinly	18"	Full Sun / Lt Shade	7-21 days	70-80 days	1.5-5'	Annual				
Clover	Direct Sow		Jan	Feb	Mar	Apr	May	Jun	Jul	Aug	Harvest	45-80 F	1/4-1/2"	2"	3-4"	6-12 hrs Full Sun	7-10 days	60-70 days	4-8"	Annual				
Coneflower		Transplant	Jan	Feb	Mar	Apr	May	Jun	Jul	Aug	Harvest	60-90 F	1/4-1/2"	4-6"	8-10"	4-12 hrs Full Sun	10-15 days	105 days	2-4'	Perennial				
Cosmos	Direct Sow	Transplant	Jan	Feb	Mar	Apr	May	Jun	Jul	Aug	Harvest	60 F	1/4"	12-18"	24"	Full Sun	5-10 days	49 days	1-7'	Perennial				
Gomphrena	Direct Sow	Transplant	Jan	Feb	Mar	Apr	May	Jun	Jul	Aug	Harvest	70-78 F	1/8-1/4"	Thinly scatter	6-8"	8-12 hrs Full Sun	5-14 days	85-100 days	18"	Perennial				
Hyssop	Direct Sow	Transplant	Jan	Feb	Mar	Apr	May	Jun	Jul	Aug	Harvest	68-70 F	1/4"	1"	6-12"	6-12 hrs Full Sun	7-16 days	75-85 days	12-24"	Perennial				

NOTES

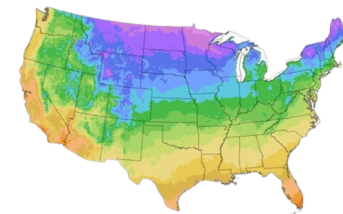
RESOURCES

- [EVERYTHING TO KNOW ABOUT APHIDS](#)
- [PLANTS FOR ATTRACTING HONEY BEES TO YOUR GARDEN](#)
- [ALL ABOUT ALYSSUM: GARDENING TIPS & TRICKS](#)
- [COMPANION PLANTING TO ATTRACT POLLINATORS](#)
- [PERMACULTURE GARDEN](#)
- [7 FLOWERS YOU CAN EAT](#)

Organic Gardening:



9a
9b



Zone 9 Planting Chart - Companion Flowers

			ZONE 9												Avg. First Frost		Nov. 30 - Dec. 30		Avg. Last Frost		Jan. 30 - Feb. 28		
Plant	Seeds	Plants	Sow Seeds												Ideal Soil Temp	Seed Depth	Plant Spacing	Row Spacing	Sun Exposure	Days to Sprout	Days to Maturity	Mature Height	Plant Type
			JAN	FEB	MAR	APR	MAY	JUN	JUL	AUG	SEP	OCT	NOV	DEC									
Marigolds	Direct Sow	Transplant	[Gardening calendar grid for Marigolds]												65 F	1/4"	Scatter Thinly	8-18"	6-12 hrs Full Sun	5-10 days	50-80 days	6-18"	Annual
Milkweed	Direct Sow	Transplant	[Gardening calendar grid for Milkweed]												65-70 F	1/4-1/2"	Thinly Scatter	12-24"	6-12 hrs Full Sun	14-21 days	1 year	2-4'	Perennial
Nasturtium	Direct Sow	Transplant	[Gardening calendar grid for Nasturtium]												70 F	1/2-1"	3"	12"	6-12 hrs Full Sun	10-12 days	55-70 days	6"-3' Vines	Annual
Nicotiana	Direct Sow	Transplant	[Gardening calendar grid for Nicotiana]												70+ F	1/8"	Scatter Thinly	2-3'	6-12 hrs Full Sun	14-21 days	100-130 days	3-5'	Perennial
Quinoa	Direct Sow		[Gardening calendar grid for Quinoa]												65-75 F	1/8"	2 seeds per 12-18"	12-18"	Full Sun	3-4 days	90-120 days	4'	Perennial
Speedwell (Veronica)	Direct Sow	Transplant	[Gardening calendar grid for Speedwell]												68-74 F	1/2-1"	6-12"	16-20"	8-12 hrs Full Sun	10-21 days	60 days	14-16"	Perennial
Sweet Alyssum		Transplant	[Gardening calendar grid for Sweet Alyssum]												60+ F	Surface	Scatter Thinly	8-10"	Full Sun / Lt Shade	15-20 days	50 days	8-12"	Annual
Sweet Pea	Direct Sow		[Gardening calendar grid for Sweet Pea]												55-65 F	1"	1-2"	6"	8-12 hrs Full Sun	10-21 days	75-90 days	1-3'	Annual
Yarrow	Direct Sow	Transplant	[Gardening calendar grid for Yarrow]												68 F	Surface	Scatter Thinly	12"	6-12 hrs Full Sun	14-21 days	120 days	6"-3'	Perennial
Zinnia	Direct Sow	Transplant	[Gardening calendar grid for Zinnia]												80-85 F	1/4"	Scatter Thinly	9-12"	8-12 hrs Full Sun	4-6 days	60-70 days	3-4'	Annual

NOTES

RESOURCES

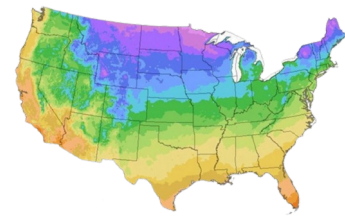
- [LANDSCAPE GARDEN DESIGNS FOR A POTAGER GARDEN](#)
- [CALENDULA FLOWER: COMPANION PLANTS](#)
- [GROWING NASTURTIUM: TIPS & TRICKS](#)

- [BORAGE: USES, BENEFITS & COMPANION PLANTING](#)
- [HOW TO GROW ECHINACEA CONEFLOWERS](#)
- [HOW TO CARE FOR & GROW MARIGOLD](#)

Organic Gardening:



9a
9b



Zone 9 Planting Chart - Native Flowers

ZONE 9			Sow Seeds		Plant		Harvest		Avg. First Frost		Nov. 30 - Dec. 30		Avg. Last Frost		Jan. 30 - Feb. 28								
Plant	Seeds	Plants	JAN	FEB	MAR	APR	MAY	JUN	JUL	AUG	SEP	OCT	NOV	DEC	Ideal Soil Temp	Seed Depth	Plant Spacing	Row Spacing	Sun Exposure	Days to Sprout	Days to Maturity	Mature Height	Plant Type
Anemone		Transplant													58-65 F	1-2"	2-3"	2-4"	Full Sun/ Lt. Shade	80-120 days	90 days	6"-4'	Perennial
Baby's Breath	Direct Sow	Transplant													70 F	1/4"	Scatter seeds	18"	8-12 hrs Full Sun	7-10 days	50-60 days	12-18"	Annual
Blue Flax	Direct Sow														45-50 F	1/8"	3-6"	12-18"	Full Sun	20-30 days	120-140 days	18-30"	Perennial
Cannas		Transplant													60 F	1/4"	12"	12-24"	8-12 hrs Full Sun	7-14 days	100 days	3-10'	Perennial
Columbine	Direct Sow	Transplant													68-72 F	1/4"	2-4"	14-28"	Full Sun/ Lt. Shade	22-30	120-180 days	1-2'	Perennial
Coneflower		Transplant													60-90 F	1/4-1/2"	4-6"	18-24"	4-12 hrs Full Sun	10-15 days	105 days	2-4'	Perennial
Cornflower	Direct Sow														65 F +	1/2"	Scatter Seeds	8-12"	6-8 hrs Full Sun	7-10 days	80-90 days	12-36"	Annual
Cosmos	Direct Sow	Transplant													60 F	1/4"	Scatter Seeds	12-18"	8-12 hrs Full Sun	5-7 days	60 days	18-60"	Annual
Daisy Gloriosa		Transplant													65-80 F	1/8"	6-8"	24-36"	6-12 hrs Full Sun	21-28 days	70 days	12-36"	Perennial
Daylilies		Transplant													72-77 F	1/2-3/4"		12-18"	6-12 hrs Full Sun	10-14 days	105 days	8"-5'	Perennial
Gaillardia (Indian Blanket)	Direct Sow	Transplant													50-65 F	1/8"	Scatter seeds	14-16"	6-12 hrs Full Sun	14-21 days	50-65 days	1-3'	Annual
Gladiolus		Transplant													65-75 F	1/2"	4"	4-6"	8-12 hrs Full Sun	10-14 days	80 days	2-6'	Perennial
Gardenia		Transplant													70-75 F	1/4"		3-6"	6-12 hrs Full Sun	28-90 days	730 days	6'	Perennial
Geraniums		Transplant													72 F	1/8-1/4"	2-4"	8-12"	6-12 hrs Full Sun	14 days	98 days	9-36"	Annual
Hibiscus		Transplant													75-85 F	1/4-1/2"		24"	8-12 hrs Full Sun	7-14 days	120-160 days	7-8'	Perennial
Hollyhock	Direct Sow	Transplant													70-85 F	1/4"	1"	18-36"	8-12 hrs Full Sun	7-21 days	365 days	4-8'	Self-Sowing Biennial

NOTES

RESOURCES

[SUNFLOWER VARIETIES](#)

[HOW TO START YOUR NATIVE LANDSCAPE DESIGN](#)

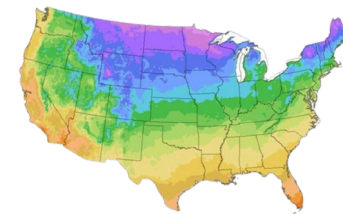
[THE IMPORTANCE OF NATIVE PLANTS](#)

[GROWING QUEEN ANNE'S LACE](#)

Organic Gardening:



9a
9b



Zone 9 Planting Chart - Native Flowers

			ZONE 9												Avg. First Frost		Nov. 30 - Dec. 30		Avg. Last Frost		Jan. 30 - Feb. 28				
Plant	Seeds	Plants	Sow Seeds					Plant					Harvest		Ideal Soil Temp	Seed Depth	Plant Spacing	Row Spacing	Sun Exposure	Days to Sprout	Days to Maturity	Mature Height	Plant Type		
			JAN	FEB	MAR	APR	MAY	JUN	JUL	AUG	SEP	OCT	NOV	DEC											
Honeysuckles	Direct Sow	Transplant															1/4"	2"	2-5'	Full Sun/ Lt. Shade	2-6 weeks	365 days	3-5'	Perennial	
Hyacinth		Transplant															45-60 F	4"	3"	3-4"	Full Sun/ Lt. Shade	7-10 days	60-75 days	15"	Perennial
Jasmine		Transplant															68-72 F	1/8"	Scatter thinly	18-48"	Full Sun	30-40 days	75 days	36-48"	Perennial
Morning Glories	Direct Sow																64 F	1/4"	6"		8-12 hrs Full Sun	7-10 days	120 days	12-15'	Perennial
Nemophila (Baby Blue Eyes)	Direct Sow	Transplant															68 F	1/4"	4"	10-12"	8-12 hrs Full Sun	10-21 days	60 days	6-12"	Annual
Osteospermum	Direct Sow																70 F	Surface	2"	12-18"	8-12 hrs Full Sun	10-15 days	90 days	3'	Annual
Pentstemon	Direct Sow	Transplant															65-68 F	Surface	Scatter thinly	12"	6-12 hrs Full Sun	10-21 days	105 days	6-12" 1-8'	Perennial
Poppy	Direct Sow																55-70 F	Surface	2-3"	8-12"	6-12 hrs Full Sun	7-30 days	90 days	6"-3'	Annual
Siberian Wallflower	Direct Sow	Transplant															65-70 F	1/8"	4-6"	6-8"	6-12 hrs Full Sun	10-30 days	70 days	10-18"	Hardy Biennial
Snapdragon		Transplant															60-75 F	Surface	2"	12"	Full Sun/ Lt. Shade	8-14 days.	80-100 days	16-30"	Annual
Strawflower		Transplant															60 F	1/16"	Scatter Thinly	14-18"	Full Sun/ Part Sun	14-21	120 days	2-3'	Annual
Sunflower	Direct Sow	Transplant															55-60 F	1/2"	6"	12-24"	8-12 hrs Full Sun	6-10 days	80-120 days	6-10' +	Annual
Tickseed	Direct Sow																60-90 F	1/8"	4-6"	8-10"	4-12 hrs Full Sun	10-15 days	105 days	10-18"	Perennial
Verbena	Direct Sow	Transplant															65-75 F	Surface	Scatter Seeds	10-12"	Full Sun/ Lt. Shade	20-30 days	90 days	12"	Annual
Yarrow	Direct Sow	Transplant															68 F	Surface	Scatter Thinly	12"	6-12 hrs Full Sun	14-21 days	120 days	6"-3'	Perennial

NOTES

RESOURCES

[WHAT IS THE BEST WAY TO PLANT AZALEAS](#)

[HOW TO PLANT, GROW, AND CARE FOR DAISY FLOWERS](#)

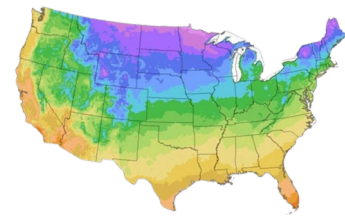
[FALL FLOWERS TO PLANT FOR POLLINATORS](#)

[3 TIPS FOR PRUNING PERENNIALS](#)

Organic Gardening:



9a
9b



Zone 9 Planting Chart - Cut Flowers

			ZONE 9												Avg. First Frost		Nov. 30 - Dec. 30		Avg. Last Frost		Jan. 30 - Feb. 28				
Plant	Seeds	Plants	Sow Seeds					Plant				Harvest				Ideal Soil Temp	Seed Depth	Plant Spacing	Row Spacing	Sun Exposure	Days to Sprout	Days to Maturity	Mature Height	Plant Type	
			JAN	FEB	MAR	APR	MAY	JUN	JUL	AUG	SEP	OCT	NOV	DEC											
Baby's Breath	Direct Sow																70 F	1/4"	Sprinkle	18"	8-12 hrs Full Sun	7-10 days	50-60 days	12-18"	Annual
Bee Balm	Direct Sow	Transplant															45 + F	1/4-1/2"	scatter seeds	12"	8-12 hrs Full Sun	14-28 days	110-120 days	4'	Perennial
Black-Eyed Susan	Direct Sow	Transplant															60 F	Surface	Scatter	18-30"	Full Sun/ Lt. Shade	5-21 days	120 days	18"-4'	Perennial
Cannas		Transplant															60 F	1/4"	12"	12-24"	8-12 hrs Full Sun	7-14 days	100 days	3-10'	Perennial
Canterbury Bells	Direct Sow	Transplant															65-70 F	1/8"	8 seeds per 6-24"	6-24"	Full Sun / Lt. Shade	15-20 days	Spg - Sum Bloom	2'-3'	Biennial
Carnations	Direct Sow	Transplant															60-75 F	1/8"	2-3 seeds per 12"	12"	Full Sun/ Lt. Shade	14-21 days	135 days	24"	Perennial
Celosia		Transplant															60 F	1/8"	4"	6-12"	8-12 hrs Full Sun	7-14 days	93 days	32-48"	Annual
Coneflower		Transplant															60-90 F	1/8"	4-6"	18-24"	4-12 hrs Full Sun	10-15 days	105 days	2-4'	Perennial
Columbine	Direct Sow	Transplant															68-72 F	1/4"	2-4"	14-28"	Full Sun/ Lt. Shade	22-30 days	120-180 days	1-2'	Perennial
Cosmos	Direct Sow	Transplant															60 F	1/4"	12-18"	24"	Full Sun	5-10 days	49 Days	1-7'	Perennial
Dahlias		Transplant															60 F +	1/2"	4"	12-18"	8-12 hrs Full Sun	7-12 days	90 days	16"	Annual
Delphiniums		Transplant															65-85 F	1/8"	6-8"	24-36"	Full Sun/ Lt. Shade	10-16 days	115 days	up to 6'	Annual

NOTES

RESOURCES

[HOW TO START A FLOWER GARDEN FOR CENTERPIECES](#)

[THE BEST WAY TO PLANT AMARYLLIS BULBS](#)

[BEST WAY TO PLANT FLOWERS FROM POTS](#)

[COMPANION PLANTS FOR ROSES](#)

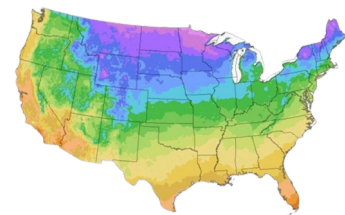
[BULBS TO PLANT IN FALL](#)

[FALL MUMS](#)

Organic Gardening:



9a
9b



Zone 9 Planting Chart - Cut Flowers

			ZONE 9												Avg. First Frost		Nov. 30 - Dec. 30		Avg. Last Frost		Jan. 30 - Feb. 28			
Plant	Seeds	Plants	Sow Seeds					Plant			Harvest				Ideal Soil Temp	Seed Depth	Plant Spacing	Row Spacing	Sun Exposure	Days to Sprout	Days to Maturity	Mature Height	Plant Type	
			JAN	FEB	MAR	APR	MAY	JUN	JUL	AUG	SEP	OCT	NOV	DEC										
Gladiolus		Transplant																						
Gomphrena	Direct Sow	Transplant																						
Hydrangea		Transplant																						
Lupine	Direct Sow	Transplant																						
Osteospermum		Transplant																						
Phlox	Direct Sow	Transplant																						
Roses		Transplant																						
Shasta Daisies		Transplant																						
Sunflowers	Direct Sow	Transplant																						
Statice	Direct Sow	Transplant																						
Yarrow	Direct Sow	Transplant																						
Zinnia	Direct Sow	Transplant																						

NOTES

RESOURCES

- [10 TIPS FOR FLOWER GARDEN DESIGNS](#)
- [ROCK MULCH VS. WOOD MULCH FOR FLOWER BEDS](#)
- [GARDENER'S GUIDE TO PLANTING TULIPS](#)
- [PLANTING & GROWING RANUNCULUS](#)
- [HOW TO START A ROSE GARDEN AT HOME](#)
- [GROWING TIPS FOR COMMON ZINNIA VARIETIES](#)

Garden Calendar

MONTH

Sunday

Monday

Tuesday

Wednesday

Thursday

Friday

Saturday

WATERING

FEEDING

PRUNING

	Sunday	Monday	Tuesday	Wednesday	Thursday	Friday	Saturday
WATERING							
FEEDING							
PRUNING							