

HOW TO GET STARTED

PLANTING ZONE

Start by confirming the proper planting zone for your garden.

[Find Your Planting Zone](#)

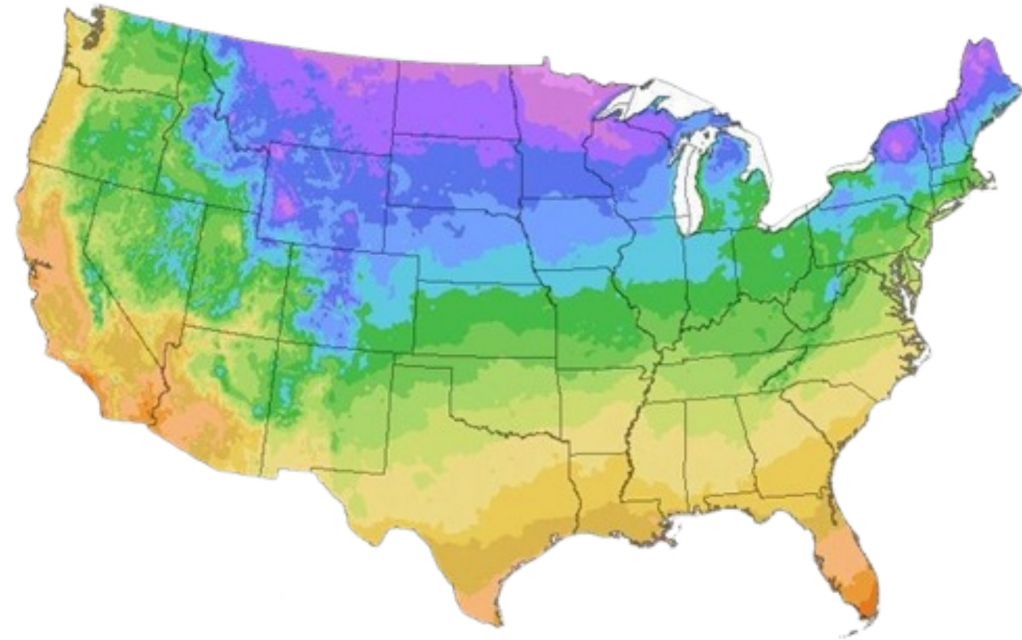
PLANTING CHART VS GARDEN GUIDES

The **Kellogg Garden Zone Planting Charts** will guide you in when to sow, plant, and harvest individual vegetables by hardiness zone. Along with your planting chart, we have included resource links to help you grow bountiful gardens.

The **Kellogg Garden Organic Gardening Guides** include detailed information and resources on how, why, and what to do in your gardens as well as advice on planting, growing, and harvesting individual plants throughout the year.

6a

6b



ORGANIC GARDENING GUIDES

[MONTHLY ORGANIC GARDEN GUIDE BY ZONE](#)

[CONTAINER GARDENING GUIDE](#)

[COMPANION PLANTING GUIDE](#)

[FALL AND WINTER GARDENING GUIDE](#)

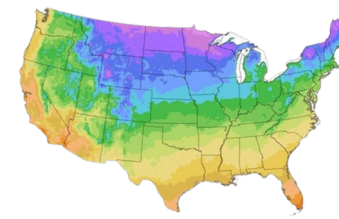
[GARDEN HARVESTING GUIDE](#)

[MONTHLY ORGANIC FLOWER GARDENING GUIDE](#)

Organic Gardening:

Zone 6 Planting Chart - Vegetables

6a
6b



			ZONE 6												Avg. First Frost		Sep. 30 - Oct. 30		Avg. Last Frost		Mar. 30 - Apr. 30								
Plant	Seeds	Plants	Sow Seeds			Plant			Harvest			Ideal Soil Temp	Seed Depth	Plant Spacing	Row Spacing	Sun Exposure	Days to Sprout	Days to Maturity	Mature Height	Plant Type									
			JAN	FEB	MAR	APR	MAY	JUN	JUL	AUG	SEP										OCT	NOV	DEC						
Artichoke		Transplant																			65-85 F	1/2"	3'	4'	8-12 hrs Full Sun	10-20 days	130 days	3-4'	Perennial
Arugula	Direct Sow																				65-85 F	1/4"	1"	18"	Full Sun/Partial Sun	5-7 days	45 days	1-2'	Annual
Asparagus		Transplant																			75-85 F	6-8"	12-18"	3'	Full Sun/Partial Sun	21 days	365 days	5'	Perennial
Beans	Direct Sow																				70-80 F	1/2 - 1"	4"	12-18"	8-12 hrs Full Sun	7-14 days	70 days	36"	Annual
Beets	Direct Sow																				50 F +	1/2"	5"	12-18"	8-12 hrs Full Sun	5-15 days	60 days	12"	Annual
Bell Peppers		Transplant																			60-80 F	1/4"	18"	18-36"	8-12 hrs Full Sun	7-21 days	75 days	36"	Annual
Broccoli	Direct Sow																				45 F +	1/2"	18"	24-36"	Full Sun/Partial Sun	4-7 days	125 days	30"	Annual
Brussel Sprouts		Transplant																			60-85 F	1/2"	18"	30-36"	8-12 hrs Full Sun	7-12 days	100 days	30"	Annual
Cabbage	Direct Sow	Transplant																			70-80 F	1/2"	16-24"	18-30"	8-12 hrs Full Sun	5-8 days	120 days	24-36"	Annual
Carrots	Direct Sow																				60-85 F	1/4"	2"	18"	8-12 hrs Full Sun	14-21 days	75 days	12"	Annual
Cauliflower	Direct Sow	Transplant																			65-85 F	1/2"	18-20"	24-36"	8-12 hrs Full Sun	8-10 days	80 days	18"	Annual
Celery		Transplant																			70-75 F	1/4"	12"	24"	5-7 hrs Full Sun	14-21 days	100 days	18-24"	Annual
Collards	Direct Sow																				70 F	1/4 - 1/2"	12"	18-24"	Full Sun/Partial Sun	10-14 days	80 days	24-36"	Annual
Corn	Direct Sow																				65-90 F	1-2"	4-6"	8-12"	8-12 hrs Full Sun	10-14 days	80 days	5-12'	Annual
Cucumbers	Direct Sow	Transplant																			65-90 F	1/2 - 1"	12-24"	5-6'	8-12 hrs Full Sun	10 days	60 days	24-36"	Annual

NOTES

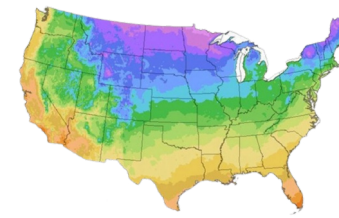
RESOURCES

- [HOW TO PLANT & GROW CARROTS](#)
- [HEALTHY GARDEN SOIL STRUCTURE](#)
- [GROWING CUCUMBERS IN POTS](#)
- [THE BEST WAY TO GROW BEANS](#)
- [HOW TO AMEND GARDEN SOIL](#)
- [SEED STARTING TIPS \(VIDEO\)](#)

Organic Gardening:

Zone 6 Planting Chart - Vegetables

6a
6b



			ZONE 6												Sow Seeds		Plant		Harvest		Avg. First Frost		Sep. 30 - Oct. 30		Avg. Last Frost		Mar. 30 - Apr. 30	
Plant	Seeds	Plants	JAN	FEB	MAR	APR	MAY	JUN	JUL	AUG	SEP	OCT	NOV	DEC	Ideal Soil Temp	Seed Depth	Plant Spacing	Row Spacing	Sun Exposure	Days to Sprout	Days to Maturity	Mature Height	Plant Type					
Edamame	Direct Sow														70-85 F	1"	3"	24"	8-12 hrs Full Sun	7-14 days	95 days	24-36"	Annual					
Eggplant		Transplant													65 F +	1/4-1/2"	18"	36"	8-12 hrs Full Sun	7-14 days	80 days	2-5'	Annual					
Endive	Direct Sow														60-75 F	1/4"	6-12"	18-24"	8-12 hrs Full Sun	7-10 days	92 days	6-10"	Annual					
Fava Beans	Direct Sow														60-75 F	1"	4-6"	18-36"	Full Sun/Partial Sun	7-14 days	120 days	48"	Annual					
Garlic	Direct Sow	Transplant													60 F +	1/4"	6-8"	18-24"	8-12 hrs Full Sun	40-56 days	90 days	12-36"	Annual					
Gourds	Direct Sow	Transplant													60 F +	1/2 - 1"	18-24"	4-6'	8-12 hrs Full Sun	7-40 days	105 days	6-18"	Annual					
Green Beans	Direct Sow														65 F +	1"	1-2"	24-36"	8-12 hrs Full Sun	8-14 days	55 days	12-140"	Annual					
Horseradish		Transplant													45-75 F	3-4"	18"	30-36"	8-12 hrs Full Sun	Varies	365 days	up to 5'	Perennial					
Kale	Direct Sow	Transplant													65-85 F	1/4"	12-18"	18-24"	Full Sun/Partial Sun	10 days	55 days	12-18"	Annual					
Leeks		Transplant													60-85 F	1/4"	4-6"	18-24"	Full Sun/Partial Sun	10-14 days	115 days	24-36"	Annual					
Lettuce	Direct Sow	Transplant													60-70 F	1/8-1/4"	8-10"	12-18"	Full Sun/Partial Sun	7-15 days	50 days	6-12"	Annual					
Okra		Transplant													80-90 F	1/2 - 1"	12-18"	24-36"	8-12 hrs Full Sun	2-12 days	58 days	3-6'	Annual					
Onions		Transplant													60-85 F	1/8-1/4"	3-6"	12-18"	8-12 hrs Full Sun	4-10 days	25 days	2-6'	Annual					
Parsnips	Direct Sow														50-70 F	1/2"	3-4"	18-24"	Full Sun/Partial Sun	28 days	135 days	3'	Annual					
Potatoes		Transplant													59-68 F	6-8"	8-12"	18-24"	8-12 hrs Full Sun	14-28 days	70 days	36-40"	Annual					

NOTES

RESOURCES

[ONION COMPANION PLANTS](#)

[GARDEN WATERING HACKS](#)

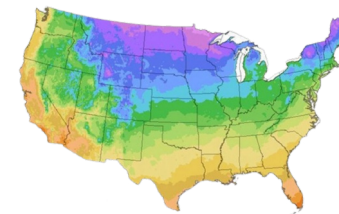
[GROWING, HARVESTING, AND PRESERVING GARLIC](#)

[HOW TO EXTEND YOUR SEASON & PROTECT PLANTS \(VIDEO\)](#)

Organic Gardening:

Zone 6 Planting Chart - Vegetables

6a
6b



			ZONE 6												Sow Seeds		Plant		Harvest		Avg. First Frost		Sep. 30 - Oct. 30		Avg. Last Frost		Mar. 30 - Apr. 30	
Plant	Seeds	Plants	JAN	FEB	MAR	APR	MAY	JUN	JUL	AUG	SEP	OCT	NOV	DEC	Ideal Soil Temp	Seed Depth	Plant Spacing	Row Spacing	Sun Exposure	Days to Sprout	Days to Maturity	Mature Height	Plant Type					
Pumpkins	Direct Sow	Transplant				■	■	■			■	■	■	■	70-90 F	1-2"	4-6'	6-12'	8-12 hrs Full Sun	4-10 days	110 days	12-36"	Annual					
Radishes	Direct Sow					■	■				■	■	■		65-85 F	1/4-1/2"	8"	8-16"	Full Sun/Partial Sun	4-5 days	45 days	6-18"	Annual					
Rhubarb		Transplant	■	■	■	■	■	■	■	■	■	■	■	■	45-75 F	1-2"	4'	3'	6-8 hrs Full Sun	varies	365 days	2'	Perennial					
Rutabagas	Direct Sow					■	■				■	■	■	■	60-80 F	1/2"	8"	18-30"	Full Sun/Partial Sun	5-15 days	75 days	12"	Annual					
Shallots	Direct Sow	Transplant				■	■	■	■	■	■	■	■	■	35-90 F	2-3"	6"	12"	8-12 hrs Full Sun	5-8 days	90 days	24"	Annual					
Snap Peas	Direct Sow					■	■	■	■	■	■	■	■	■	60-80 F	1-2"	1-4"	36"	Full Sun/Partial Sun	7-10 days	65 days	6-8'	Annual					
Soybean	Direct Sow					■	■	■	■	■	■	■	■	■	55 F +	1-1 1/2"	6"	30"	8-12 hrs Full Sun	2 days	55 days	3-5'	Annual					
Spinach	Direct Sow	Transplant				■	■	■	■	■	■	■	■	■	50-75 F	1/4-1/2"	3-6"	12-18"	Full Sun/Partial Sun	5 days	50 days	6-12"	Annual					
Squash	Direct Sow	Transplant				■	■	■	■	■	■	■	■	■	70-85 F	1/2 - 1"	12-24"	4-6'	8-12 hrs Full Sun	7-10 days	60 days	12-36"	Annual					
Sweet Potatoes		Transplant				■	■	■	■	■	■	■	■	■	60-85 F	6"	12"	36-60"	8-12 hrs Full Sun	28 days	90-170 days	12-15"	Annual					
Swiss Chard	Direct Sow	Transplant				■	■	■	■	■	■	■	■	■	75-90 F	1/2"	4-8"	12-24"	Full Sun/Partial Sun	7-14 days	35 days	6-12"	Annual					
Tomatoes		Transplant				■	■	■	■	■	■	■	■	■	70-90 F	1/8-1/4"	24"	36"	8-12 hrs Full Sun	6-8 days	85 days	3-12'	Annual					
Turnips	Direct Sow					■	■	■	■	■	■	■	■	■	65-80 F	1/2-1"	2-4"	12-18"	Full Sun/Partial Sun	3-10 days	53 days	6-12"	Annual					
Zucchini	Direct Sow	Transplant				■	■	■	■	■	■	■	■	■	60 F +	1"	12"	24-36"	8-12 hrs Full Sun	7-14 days	48 days	24"	Annual					

NOTES

RESOURCES

[ZUCCHINI COMPANION PLANTS](#)

[BEST WAY TO PLANT TOMATOES](#)

[HOW TO GROW SPINACH](#)

[PRESERVING A GARDEN HARVEST](#)

[BENEFITS OF COMPANION PLANTING IN THE GARDEN](#)

[5 RAISED BED GARDEN MISTAKES TO AVOID \(VIDEO\)](#)

Garden Calendar

MONTH

Sunday

Monday

Tuesday

Wednesday

Thursday

Friday

Saturday

WATERING

FEEDING

PRUNING

	Sunday	Monday	Tuesday	Wednesday	Thursday	Friday	Saturday
WATERING							
FEEDING							
PRUNING							