

### HOW TO GET STARTED

### PLANTING ZONE

Start by confirming the proper planting zone for your garden.

[Find Your Planting Zone](#)

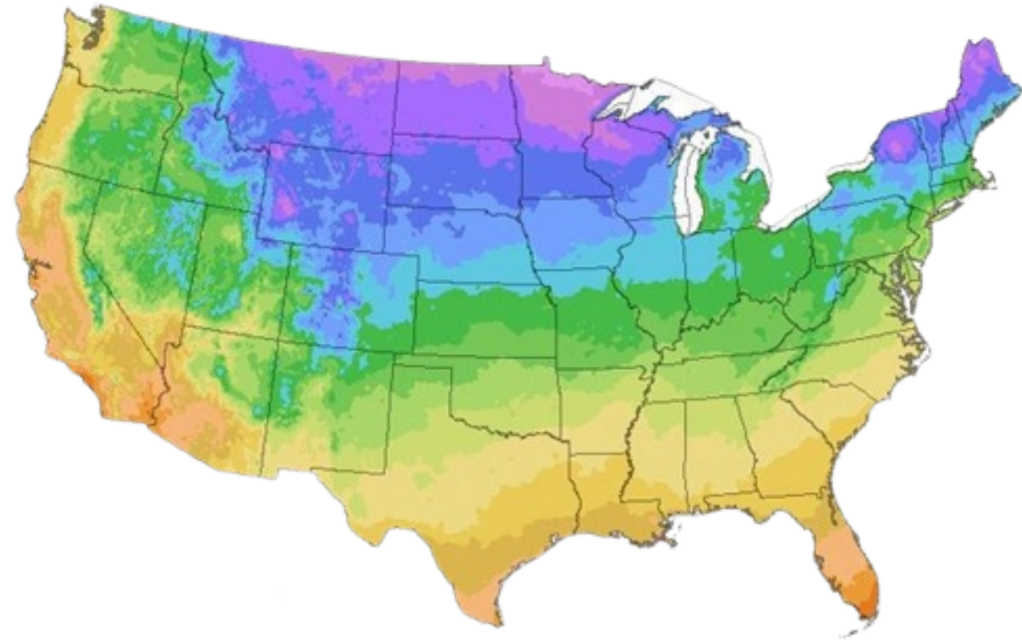
### PLANTING CHART VS GARDEN GUIDES

The Kellogg Garden Zone Planting Charts will guide you in when to sow, plant, and harvest individual vegetables by hardiness zone. Along with your planting chart, we have included resource links to help you grow bountiful gardens.

The Kellogg Garden Organic Gardening Guides include detailed information and resources on how, why, and what to do in your gardens as well as advice on planting, growing, and harvesting individual plants throughout the year.

3a

3b



### ORGANIC GARDENING GUIDES

[MONTHLY ORGANIC GARDEN GUIDE BY ZONE](#)

[CONTAINER GARDENING GUIDE](#)

[COMPANION PLANTING GUIDE](#)

[FALL AND WINTER GARDENING GUIDE](#)

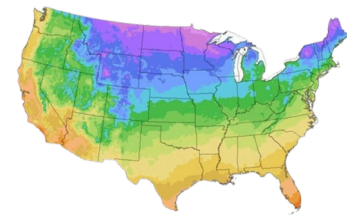
[GARDEN HARVESTING GUIDE](#)

[MONTHLY ORGANIC FLOWER GARDENING GUIDE](#)

# Organic Gardening:



3a  
3b



## Zone 3 Planting Chart - Companion Flowers

			ZONE 3												Sow Seeds		Plant		Harvest		Avg. First Frost		Sep. 1-30		Avg. Last Frost		May 1-31	
Plant	Seeds	Plants	JAN	FEB	MAR	APR	MAY	JUN	JUL	AUG	SEP	OCT	NOV	DEC	Ideal Soil Temp	Seed Depth	Plant Spacing	Row Spacing	Sun Exposure	Days to Sprout	Days to Maturity	Mature Height	Plant Type					
Beans (Scarlet Runner Pole)	Direct Sow					█	█	█	█	█	█	█	█	█	80 F	2-3"	4-6"	6"	6-12 hrs Full Sun	7-14 days	70-115	72-108"	Annual					
Borage	Direct Sow						█	█	█	█	█	█	█	█	70 F	1/4-1/2"	12"	18-24"	Full Sun / Lt Shade	5-15 days	55 days	3'	Annual					
Butterfly Bush		Transplant				█	█	█	█	█	█	█	█	█	70 F	Press seed surface	2-3 seeds per pot	5-10'	8-12 hrs Full Sun	20-30 days	730 days	6-10'	Perennial					
Calendula	Direct Sow	Transplant				█	█	█	█	█	█	█	█	█	60+ F	1/4"	6"	6-12"	Full Sun / Lt Shade	10-15 days	45-60 days	18-24"	Annual					
Catnip	Direct Sow					█	█	█	█	█	█	█	█	█	70-80 F	1/4"	2-3 seeds per inch	18-20"	8-12 hrs Full Sun	14-40 days	75 days	12-36"	Perennial					
Clover	Direct Sow					█	█	█	█	█	█	█	█	█	45-80 F	1/4-1/2"	2"	3-4"	6-12 hrs Full Sun	7-10 days	60-70 days	4-8"	Annual					
Coneflower		Transplant				█	█	█	█	█	█	█	█	█	60-90 F	1/4-1/2"	4-6"	8-10"	4-12 hrs Full Sun	10-15 days	105 days	2-4'	Perennial					
Cosmos	Direct Sow	Transplant				█	█	█	█	█	█	█	█	█	60 F	1/4"	12-18"	24"	Full Sun	5-10 days	49 days	1-7'	Perennial					
Marigolds	Direct Sow	Transplant				█	█	█	█	█	█	█	█	█	65 F	1/4"	Scatter Thinly	8-18"	6-12 hrs Full Sun	5-10 days	50-80 days	6-18"	Annual					
Milkweed	Direct Sow	Transplant				█	█	█	█	█	█	█	█	█	65-70 F	1/4-1/2"	Scatter Thinly	12-24"	6-12 hrs Full Sun	14-21 days	1 year	2-4'	Perennial					
Nasturtium	Direct Sow	Transplant				█	█	█	█	█	█	█	█	█	70 F	1/2-1"	3"	12"	6-12 hrs Full Sun	10-12 days	55-70 days	6"-3' Vines	Annual					
Sweet Pea	Direct Sow					█	█	█	█	█	█	█	█	█	55-65 F	1"	1-2"	6"	8-12 hrs Full Sun	10-21 days	75-90 days	1-3'	Annual					
Veronica	Direct Sow	Transplant				█	█	█	█	█	█	█	█	█	68-74 F	1/2-1"	6-12"	16-20"	8-12 hrs Full Sun	14-21 days	60 days	14-16"	Perennial					
Yarrow	Direct Sow	Transplant				█	█	█	█	█	█	█	█	█	68 F	Surface	Scatter Thinly	12"	6-12 hrs Full Sun	14-21 days	120 days	6"-3'	Perennial					
Zinnia	Direct Sow	Transplant				█	█	█	█	█	█	█	█	█	80-85 F	1/4"	Scatter Thinly	9-12"	8-12 hrs Full Sun	4-6 days	60-70 days	3-4'	Annual					

### NOTES

---



---



---



---

### RESOURCES

[EVERYTHING TO KNOW ABOUT APHIDS](#)

[ALL ABOUT ALYSSUM: GARDENING TIPS & TRICKS](#)

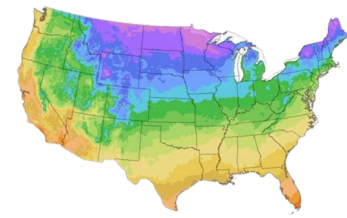
[PLANTS FOR ATTRACTING HONEY BEES TO YOUR GARDEN](#)

[COMPANION PLANTING TO ATTRACT POLLINATORS](#)

# Organic Gardening:



3a  
3b



## Zone 3 Planting Chart - Native Flowers

			ZONE 3												Avg. First Frost		Sep. 1-30		Avg. Last Frost		May 1-31				
Plant	Seeds	Plants	Sow Seeds (Yellow) / Plant (Green) / Harvest (Orange)												Ideal Soil Temp	Seed Depth	Plant Spacing	Row Spacing	Sun Exposure	Days to Sprout	Days to Maturity	Mature Height	Plant Type		
			JAN	FEB	MAR	APR	MAY	JUN	JUL	AUG	SEP	OCT	NOV	DEC											
Allium	Direct Sow																50-70 F	1/4"	1/4-1/8"	4-6"	8-12 hrs Full Sun	10-14 days	40-50 days	30"	Perennial
Anemone		Transplant															59 F	2"	3"	6"	3-4 hrs Part Sun	80-120 days	90 days	6"-4'	Perennial
Aster	Direct Sow	Transplant															70 F	1"	3"	12-36"	Full Sun/Lt. Shade	10-20 days	110-120 days	8"-8'	Perennial
Black-Eyed Susan	Direct Sow	Transplant															60 F	Surface	Scatter	18-30"	Full Sun/Lt. Shade	5-21 days	120 days	18"-4'	Perennial
Bleeding Heart		Transplant															55-75 F	1/2"	3-4 seeds per pot	24-30"	Partial Shade	up to 365 days	2-4 years	3'	Perennial
Butterfly Bush		Transplant															70 F	Scatter loosely	Scatter thinly	5-10'	8-12 hrs Full Sun	20-30 days	730 days	6-10'	Perennial
Cardinal Flower		Transplant															70 F	Surface	Scatter Thinly	1-2'	Full Sun/Lt. Shade	15-20 days	30-60 days	3-4'	Perennial
Columbine	Direct Sow	Transplant															68-72 F	1/4"	2-4"	14-28"	Full Sun/Lt. Shade	22-30 days	120-180 days	1-2'	Perennial
Coneflower		Transplant															60-90 F	1/4-1/2"	4-6"	18-24"	4-12 hrs Full Sun	10-15 days	105 days	2-4'	Perennial
Coreopsis	Direct Sow																65 F	1/2"	1-2"	12-24"	6-12 hrs Full Sun	21 days	60-90 days	7-14"	Annual
Cosmos	Direct Sow	Transplant															60 F	1/4"	Scatter Seeds	12-18"	8-12 hrs Full Sun	5-7 days	60 days	18-60"	Annual
Delphiniums		Transplant															65-85 F	1/8"	6-8"	24-36"	Full Sun/Lt. Shade	10-16 days	115 days	up to 6'	Annual

### NOTES

---

---

---

---

---

---

---

---

---

---

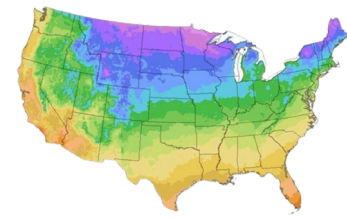
### RESOURCES

- [SUNFLOWER VARIETIES](#)
- [THE IMPORTANCE OF NATIVE PLANTS](#)
- [HOW TO START YOUR NATIVE LANDSCAPE DESIGN](#)
- [GROWING QUEEN ANNE'S LACE](#)
- [WHAT IS THE BEST WAY TO PLANT AZALEAS](#)
- [FALL FLOWERS TO PLANT FOR POLLINATORS](#)

# Organic Gardening:



3a  
3b



## Zone 3 Planting Chart - Native Flowers

			ZONE 3												Avg. First Frost		Sep. 1-30		Avg. Last Frost		May 1-31		
Plant	Seeds	Plants	JAN	FEB	MAR	APR	MAY	JUN	JUL	AUG	SEP	OCT	NOV	DEC	Ideal Soil Temp	Seed Depth	Plant Spacing	Row Spacing	Sun Exposure	Days to Sprout	Days to Maturity	Mature Height	Plant Type
Gaillardia ( Indian Blanket)	Direct Sow	Transplant													50-65 F	1/8"	Scatter seeds	14-16"	6-12 hrs Full Sun	14-21 days	50-65 days	1-3'	Annual
Goldenrod	Direct Sow	Transplant													68-75 F	1/8"	Surface	8-24"	8-12 hrs Full Sun	10-14 days	Varies	24-36"	Perennial
Hosta		Transplant													75 F	Sow lightly	Scatter thinly	12-36"	Shade	10-20 days	35-50 days	9-48"	Perennial
Hyssop	Direct Sow	Transplant													68-70 F	1/4"	1-2"	6-12"	6-12 hrs Full Sun	7-16 days	75-85 days	12-24"	Perennial
Lady's Mantle	Direct Sow	Transplant													64-72 F	1/16"	2"	12"	Full Sun/ Lt. Shade	22-28 days		12-18"	Perennial
Lupine	Direct Sow	Transplant													55-75 F	1/8"	2"	12-18"	Full Sun/ Lt. Shade	14-28 days	365 days	1-4'	Perennial
Milkweed	Direct Sow	Transplant													75-80 F	1/4-1/2"	2"	12-24"	6-12 hrs Full Sun	12-21 days	120 days	2-4'	Perennial
Sedum		Transplant													65-75 F	Press Lightly into soil	Scatter Thinly	12-24"	8-12 hrs Full Sun	14-28 days	Varies by variety	6-18"	Perennial
Shasta Daisy		Transplant													65-80 F	1/8"	6-8"	24-36"	6-12 hrs Full Sun	21-28 days	105 days	12-36"	Perennial
Viola	Direct Sow	Transplant													65-70 F	1/8"	Scatter Thinly	12-18"	Full Sun/ Lt. Shade	10-14 days	60-70 days	4-6"	Self-Sow Annual
Yarrow		Transplant													68 F	Surface	Scatter Thinly	12"	6-12 hrs Full Sun	14-21 days	120 days	6"-3'	Perennial

### NOTES

---



---



---



---



---



---



---



---

### RESOURCES

[HOW TO START A WILDFLOWER GARDEN](#)

[CREATING A POLLINATOR GARDEN](#)

[HOW TO PLANT, GROW, AND CARE FOR DAISY FLOWERS](#)

[PLANTING A HONEY BEE'S FLOWER GARDEN](#)

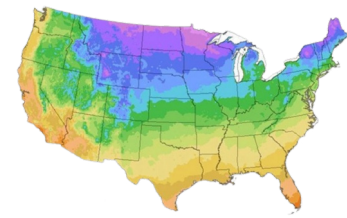
[3 TIPS FOR PRUNING PERENNIALS](#)

[5 TIPS FOR GROWING AND HARVESTING SUNFLOWER SEEDS](#)

# Organic Gardening:



3a  
3b



## Zone 3 Planting Chart - Cut Flowers

			ZONE 3												Avg. First Frost		Sep. 1-30		Avg. Last Frost		May 1-31				
Plant	Seeds	Plants	Sow Seeds												Ideal Soil Temp	Seed Depth	Plant Spacing	Row Spacing	Sun Exposure	Days to Sprout	Days to Maturity	Mature Height	Plant Type		
			JAN	FEB	MAR	APR	MAY	JUN	JUL	AUG	SEP	OCT	NOV	DEC											
Baby's Breath	Direct Sow	Transplant															70 F	1/4"	Sprinkle	18"	8-12 hrs Full Sun	7-10 days	50-60 days	12-18"	Annual
Bee Balm	Direct Sow	Transplant															45 + F	1/4-1/2"	scatter seeds	12"	8-12 hrs Full Sun	14-28 days	110-120 days	4'	Perennial
Black-Eyed Susan	Direct Sow	Transplant															60 F	Surface	Scatter	18-30"	Full Sun/ Lt. Shade	5-21 days	120 days	18"-4'	Perennial
Cannas		Transplant															60 F	1/4"	12"	12-24"	8-12 hrs Full Sun	7-14 days	100 days	3-10'	Perennial
Canterbury Bells	Direct Sow	Transplant															65-70 F	1/8"	8 seeds per 6-24"	6-24"	Full Sun / Lt. Shade	15-20 days	Spg - Sum Bloom	2'-3'	Biennial
Carnations	Direct Sow	Transplant															60-75 F	1/8"	2-3 seeds per 12"	12"	Full Sun/ Lt. Shade	14-21 days	135 days	24"	Perennial
Celosia		Transplant															60 F	1/8"	4"	6-12"	8-12 hrs Full Sun	7-14 days	93 days	32-48"	Annual
Columbine	Direct Sow	Transplant															68-72 F	1/4"	2-4"	14-28"	Full Sun/ Lt. Shade	22-30 days	120-180 days	1-2'	Perennial
Coneflower		Transplant															60-90 F	1/8"	4-6"	18-24"	4-12 hrs Full Sun	10-15 days	105 days	2-4'	Perennial
Cosmos	Direct Sow	Transplant															60 F	1/4"	12-18"	24"	Full Sun	5-10 days	49 Days	1-7'	Perennial
Daffodils		Transplant															55 F	2-4"	4-6"	4-6"	8-12 hrs Full Sun	1-2 weeks after chill	Varies	12"	Perennial

### NOTES

---



---



---



---



---



---



---



---



---



---

### RESOURCES

[HOW TO START A FLOWER GARDEN FOR CENTERPIECES](#)

[THE BEST WAY TO PLANT AMARYLLIS BULBS](#)

[BEST WAY TO PLANT FLOWERS FROM POTS](#)

[COMPANION PLANTS FOR ROSES](#)

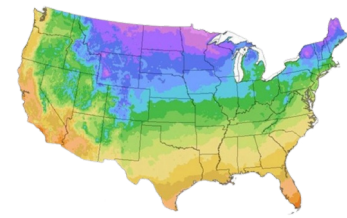
[BULBS TO PLANT IN FALL](#)

[FALL MUMS](#)

# Organic Gardening:



3a  
3b



## Zone 3 Planting Chart - Cut Flowers

			ZONE 3												Avg. First Frost		Sep. 1-30		Avg. Last Frost		May 1-31		
Plant	Seeds	Plants	Sow Seeds			Plant			Harvest			Ideal Soil Temp	Seed Depth	Plant Spacing	Row Spacing	Sun Exposure	Days to Sprout	Days to Maturity	Mature Height	Plant Type			
			JAN	FEB	MAR	APR	MAY	JUN	JUL	AUG	SEP										OCT	NOV	DEC
Dahlias		Transplant													60 F +	1/2"	4"	12-18"	8-12 hrs Full Sun	7-12 days	90 days	16"	Annual
Delphiniums		Transplant													65-85 F	1/8"	6-8"	24-36"	Full Sun/Lt. Shade	10-16 days	115 days	up to 6'	Annual
Gladiolus		Transplant													65-75 F	1/2"	4"	4-6"	8-12 hrs Full Sun	10-14 days	80 days	2-6'	Perennial
Gomphrena	Direct Sow	Transplant													70-78 F	1/8-1/4"	2"	6-8"	8-12 hrs Full Sun	5-14 days	Varies	18"	Annual
Hydrangea		Transplant													60+ F	Surface	scatter seeds	3-4'	Partial Sun	14 days	186 days	6-15'	Perennial
Phlox	Direct Sow	Transplant													74 F	1/8"	2"	18"	8-12 hrs Full Sun	11-21 days	58 days	3-4'	Perennial
Roses		Transplant													45+	1/4"	2"	30-36"	8-12 hrs Full Sun	14-21 days	105 days	8"-6'	Perennial
Shasta Daisies		Transplant													80-85 F	1/4"	6"	18"	8-12 hrs Full Sun	4-6 days	105 days	12-24"	Perennial
Sunflowers	Direct Sow	Transplant													55-60 F	1/2"	6"	12-24"	8-12 hrs Full Sun	6-10 days	80-120 days	6-10' +	Annual
Yarrow	Direct Sow	Transplant													68 F	Surface	Thinly Scatter	12"	6-12 hrs Full Sun	14-21 days	143 days	6"-3'	Perennial
Zinnia	Direct Sow	Transplant													80-85 F	1/4"	Thinly Scatter	9-12"	8-12 hrs Full Sun	4-6 days	60-70 days	12"-48"	Annual

### NOTES

---



---



---



---



---



---



---



---

### RESOURCES

[10 TIPS FOR FLOWER GARDEN DESIGNS](#)

[ROCK MULCH VS. WOOD MULCH FOR FLOWER BEDS](#)

[GARDENER'S GUIDE TO PLANTING TULIPS](#)

[PLANTING & GROWING RANUNCULUS](#)

[HOW TO START A ROSE GARDEN AT HOME](#)

[GROWING TIPS FOR COMMON ZINNIA VARIETIES](#)



# Garden Calendar

MONTH

Sunday

Monday

Tuesday

Wednesday

Thursday

Friday

Saturday

WATERING

FEEDING

PRUNING

	Sunday	Monday	Tuesday	Wednesday	Thursday	Friday	Saturday
WATERING							
FEEDING							
PRUNING							