

HOW TO GET STARTED

PLANTING ZONE

Start by confirming the proper planting zone for your garden.

[Find Your Planting Zone](#)

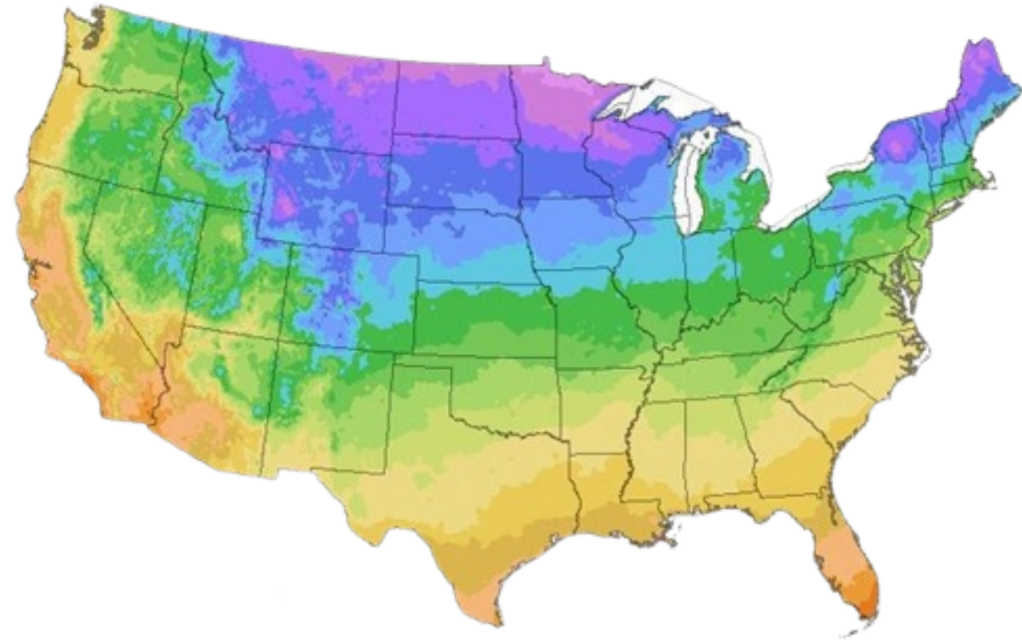
PLANTING CHART VS GARDEN GUIDES

The Kellogg Garden Zone Planting Charts will guide you in when to sow, plant, and harvest individual vegetables by hardiness zone. Along with your planting chart, we have included resource links to help you grow bountiful gardens.

The Kellogg Garden Organic Gardening Guides include detailed information and resources on how, why, and what to do in your gardens as well as advice on planting, growing, and harvesting individual plants throughout the year.

2a

2b



ORGANIC GARDENING GUIDES

[MONTHLY ORGANIC GARDEN GUIDE BY ZONE](#)

[CONTAINER GARDENING GUIDE](#)

[COMPANION PLANTING GUIDE](#)

[FALL AND WINTER GARDENING GUIDE](#)

[GARDEN HARVESTING GUIDE](#)

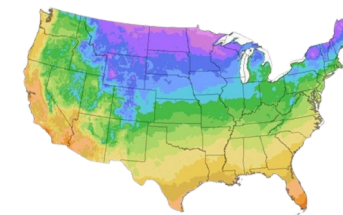
[MONTHLY ORGANIC FLOWER GARDENING GUIDE](#)

Organic Gardening:



Zone 2 Planting Chart - Native Flowers

2a
2b



Plant	Seeds	Plants	ZONE 2												Avg. First Frost		Sep. 1-30		Avg. Last Frost		May 1-31				
			JAN	FEB	MAR	APR	MAY	JUN	JUL	AUG	SEP	OCT	NOV	DEC	Ideal Soil Temp	Seed Depth	Plant Spacing	Row Spacing	Sun Exposure	Days to Sprout	Days to Maturity	Mature Height	Plant Type		
Aster	Direct Sow	Transplant															70 F	1"	3"	12-36"	Full Sun/ Lt. Shade	10-20 days	110-120 days	8"-8'	Perennial
Black-Eyed Susan	Direct Sow	Transplant															60 F	Surface	Scatter	18-30"	Full Sun/ Lt. Shade	5-21 days	120 days	18"-4'	Perennial
Butterfly Bush		Transplant															70 F	Scatter loosely	Scatter thinly	5-10'	8-12 hrs Full Sun	20-30 days	730 days	6-10'	Perennial
Columbine	Direct Sow	Transplant															68-72 F	1/4"	2-4"	14-28"	Full Sun/ Lt. Shade	22-30 days	120-180 days	1-2'	Perennial
Coneflower		Transplant															60-90 F	1/4-1/2"	4-6"	18-24"	4-12 hrs Full Sun	10-15 days	105 days	2-4'	Perennial
Coreopsis	Direct Sow																65 F	1/2"	1-2"	12-24"	6-12 hrs Full Sun	21 days	60-90 days	7-14"	Annual
Cosmos	Direct Sow	Transplant															60 F	1/4"	Scatter Seeds	12-18"	8-12 hrs Full Sun	5-7 days	60 days	18-60"	Annual
Delphinium		Transplant															65-85 F	1/8"	6-8"	24-36"	Full Sun/ Lt. Shade	10-16 days	115 days	up to 6'	Annual
Goldenrod	Direct Sow	Transplant															68-75 F	1/8"	Surface	8-24"	8-12 hrs Full Sun	10-14 days	80-90 days	24-36"	Perennial
Lady's Mantle	Direct Sow	Transplant															64-72 F	1/16"	2"	12"	Full Sun/ Lt. Shade	22-28 days	730 days	12-18"	Perennial
Lupine	Direct Sow	Transplant															55-75 F	1/8"	2"	12-18"	Full Sun/ Lt. Shade	14-28 days	365 days	1-4'	Perennial
Sedum		Transplant															65-75 F	Press Lightly into soil	Scatter Thinly	12-24"	8-12 hrs Full Sun	14-28 days	Varies by variety	6-18"	Perennial
Shasta Daisy		Transplant															65-80 F	1/8"	6-8"	24-36"	6-12 hrs Full Sun	21-28 days	105 days	12-36"	Perennial
Siberian Iris		Transplant															55 F	1/2"	Scatter Thinly	18-24"	6-12 hrs Full Sun	Varies	Varies	3-4'	Perennial
Viola	Direct Sow	Transplant															65-70 F	1/8"	Scatter Thinly	12-18"	Full Sun/ Lt. Shade	10-14 days	60-70 days	4-6"	Self-Sow Annual
Yarrow		Transplant															68 F	Surface	Scatter Thinly	12"	6-12 hrs Full Sun	14-21 days	120 days	6"-3'	Perennial

NOTES

RESOURCES

[SUNFLOWER VARIETIES](#)

[HOW TO START YOUR NATIVE LANDSCAPE DESIGN](#)

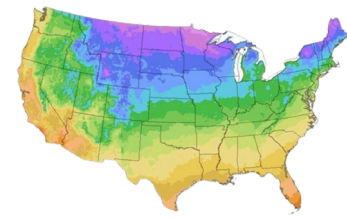
[THE IMPORTANCE OF NATIVE PLANTS](#)

[GROWING QUEEN ANNE'S LACE](#)

Organic Gardening:



2a
2b



Zone 2 Planting Chart - Cut Flowers

Plant	Seeds	Plants	ZONE 2												Avg. First Frost		Sep. 1-30		Avg. Last Frost		May 1-31				
			JAN	FEB	MAR	APR	MAY	JUN	JUL	AUG	SEP	OCT	NOV	DEC	Ideal Soil Temp	Seed Depth	Plant Spacing	Row Spacing	Sun Exposure	Days to Sprout	Days to Maturity	Mature Height	Plant Type		
Bee Balm	Direct Sow	Transplant															45 + F	1/4-1/2"	scatter seeds	12"	8-12 hrs Full Sun	14-28 days	110-120 days	4'	Perennial
Black-Eyed Susan	Direct Sow	Transplant															60 F	Surface	Scatter	18-30"	Full Sun/ Lt. Shade	5-21 days	120 days	18"-4'	Perennial
Cannas		Transplant															60 F	1/4"	12"	12-24"	8-12 hrs Full Sun	7-14 days	100 days	3-10'	Perennial
Carnations	Direct Sow	Transplant															60-75 F	1/8"	2-3 seeds per 12"	12"	Full Sun/ Lt. Shade	14-21 days	135 days	24"	Perennial
Columbine	Direct Sow	Transplant															68-72 F	1/4"	2-4"	14-28"	Full Sun/ Lt. Shade	22-30 days	120-180 days	1-2'	Perennial
Coneflower		Transplant															60-90 F	1/8"	4-6"	18-24"	4-12 hrs Full Sun	10-15 days	105 days	2-4'	Perennial
Cosmos	Direct Sow	Transplant															60 F	1/4"	12-18"	24"	Full Sun	5-10 days	49 Days	1-7'	Perennial
Delphinium		Transplant															65-85 F	1/8"	6-8"	24-36"	Full Sun/ Lt. Shade	10-16 days	115 days	up to 6'	Annual
Hydrangea		Transplant															60+ F	Surface	scatter seeds	3-4'	Partial Sun	14 days	186 days	6-15'	Perennial
Phlox	Direct Sow	Transplant															74 F	1/8"	2"	18"	8-12 hrs Full Sun	11-21 days	58 days	3-4'	Perennial
Roses		Transplant															45+	1/4"	2"	30-36"	8-12 hrs Full Sun	14-21 days	105 days	8"-6'	Perennial
Shasta Daisies		Transplant															80-85 F	1/4"	6"	18"	8-12 hrs Full Sun	4-6 days	105 days	12-24"	Perennial
Sunflowers	Direct Sow	Transplant															55-60 F	1/2"	6"	12-24"	8-12 hrs Full Sun	6-10 days	80-120 days	6-10' +	Annual
Yarrow	Direct Sow	Transplant															68 F	Surface	Thinly Scatter	12"	6-12 hrs Full Sun	14-21 days	143 days	6"-3'	Perennial
Zinnia	Direct Sow	Transplant															80-85 F	1/4"	Thinly Scatter	9-12"	8-12 hrs Full Sun	4-6 days	60-70 days	12"-48"	Annual

NOTES

RESOURCES

[HOW TO START A FLOWER GARDEN FOR CENTERPIECES](#)

[THE BEST WAY TO PLANT AMARYLLIS BULBS](#)

[BEST WAY TO PLANT FLOWERS FROM POTS](#)

[COMPANION PLANTS FOR ROSES](#)

Garden Calendar

MONTH

Sunday

Monday

Tuesday

Wednesday

Thursday

Friday

Saturday

WATERING

FEEDING

PRUNING
